






**Toename concentraties
GCN2010 vs GCN2009**

PM10 Delta 2015

-  > 2 $\mu\text{g}/\text{m}^3$ (max. 18 $\mu\text{g}/\text{m}^3$)
-  1 - 2 $\mu\text{g}/\text{m}^3$
-  0 - 1 $\mu\text{g}/\text{m}^3$
-  -1 - 0 $\mu\text{g}/\text{m}^3$
-  < -1 $\mu\text{g}/\text{m}^3$ (min. -18 $\mu\text{g}/\text{m}^3$)

