







**Toename concentraties
GCN2010 vs GCN2009**

NO2 Delta 2010

-  > 4 $\mu\text{g}/\text{m}^3$ (max. 15 $\mu\text{g}/\text{m}^3$)
-  3 - 4 $\mu\text{g}/\text{m}^3$
-  2 - 3 $\mu\text{g}/\text{m}^3$
-  1 - 2 $\mu\text{g}/\text{m}^3$
-  0 - 1 $\mu\text{g}/\text{m}^3$
-  < 0 $\mu\text{g}/\text{m}^3$ (min. -4 $\mu\text{g}/\text{m}^3$)

